



THIS PRODUCTION IS
GENEROUSLY SPONSORED BY



KNUFFLE BUNNY

A CAUTIONARY MUSICAL

Mar. 28–Apr. 13, 2025

Spotlight: Literacy is a Playhouse program
with original funding provided by Joanne and Milt Brown.



Meet the Cast

In Knuffle Bunny, Dad becomes Trixie's hero after he saves Knuffle Bunny from the dryer. Who is your hero and why?



Payton Boesch (*Mom*) My hero is my dad. He's always been there for me and taught me that "can't" isn't a word. He taught me I should always work hard and do what I love.



Vivian Rosalie Coleman (*Ensemble/Trixie Understudy*) My heroes are my mom and dad because they always support me!



D.C. Felton (*Stage Manager*) My hero is my mom. She has always been supportive and willing to go to bat for me if needed.



Chelsea Flynn (*Puppeteer*) Dolly Parton is my hero! Not only is she an incredible musician but she has amazing style and her Imagination Library does incredible things to make sure kids have free access to books.



Shelby Kephart (*Ensemble*) My hero is my grandma. She has always supported and believed in me and my dreams.



Nora Lynch (*Trixie*) My hero is probably my mom because she does so many things while also handling me and my sister!



Lou Ramsey (*Dad*) My parents are my heroes! Both are incredibly kind, intelligent, funny, and resilient, and they've always done their best raising me and my brother despite any roadblocks that showed up in the way.



Bridget Grace Sheaff (*Director*) Some of my biggest heroes are librarians and teachers. Anyone who inspires a love of knowledge, learning, and reading is a star in my eyes!



JP Ungs (*Ensemble*) My hero is my mom. When I was growing up, she always stood up for me when I was too scared or shy. Even as a grown up, my mom still helps me, and I can count on her to always be on my side.

DISCUSSION QUESTIONS

What did you think of the play?

- If you read *Knuffle Bunny* beforehand, how was the play similar to the book?
- How was it different?

Describe the performers in the play.

- What did they do to make their characters special or different from the other characters?
- How did they use their bodies to play their characters (using voice, movement, etc.)?
- Did you see anyone else who worked on the play besides the performers on stage?

Describe the characters' costumes.

- What did each character's costume tell you about that character?
- Did any of the performers change costumes?
- If so, why do you think they needed to change costumes?

Describe the set of the play.

- Did it have a lot of locations?
- Did it look like a place you've been to before?
- How did different lighting change how the set looked for different scenes?



About the Author, Playwright, & Lyricist

Mo Willems

An award-winning writer and animator, Mo Willems is best known for creating beloved children's books like the Knuffle Bunny series, the Pigeon books, and the Elephant and Piggie series.

In addition to writing children's books, Willems has an extensive television career. For nine seasons, he worked as a writer and animator for PBS's *Sesame Street*. Willems also created Nickelodeon's *The Off-Beats* and Cartoon Network's *Sheep in the Big City* and served as head writer for Cartoon Network's *Codename: Kids Next Door*. Willems has adapted some of his children's book into plays like the one you are about to see.

Apart from writing books, television shows, and plays, Willems also creates sculptures, which can be seen all over the United States.



About the Composer

Michael Silversher

Michael Silversher is a Grammy Award nominee for his work as a songwriter for children's television.

Silversher has worked on Winnie the Pooh and The Muppets programs, and has worked with his wife, Patty, on over 100 songs in the Disney catalog. Some of the highlights are the theme songs of *Tailspin* and *Gummi Bears*.

Silversher was commissioned by the Kennedy Center to write the music for *Knuffle Bunny*. Silversher has written over 43 musical theatre works, worked with many significant production companies in both film and stage, and co-founded the West Coast Songwriters' Association. Most recently, Silversher worked on a musical adaptation of Lois Lowry's novel *Gathering Blue*, a story in The Giver Quartet.

Source: <https://www.thecontemporaryohio.org/wp-content/uploads/2019/05/knuffle-bunny-playguide.pdf>


Rabbit Facts

- Rabbits are mammals.
- A baby rabbit is called a 'kit.'
- Rabbits have litters of kits about two or three times a year with an average litter of rabbits has between four and six kits!
- Most rabbits live in underground burrows. The cottontail rabbit builds above-ground nests.
- Sometimes, rabbits build a group of burrows called a 'warren.'
- Rabbits are herbivores, so they eat only plants.
- Typically, rabbits sleep about eight hours a day.
- More than half of all the rabbits in the world live here in North America!
- A rabbit's teeth never stop growing.
- Rabbits have 28 teeth.
- A rabbit's foot is often seen as a good luck charm. It is believed this thought started back in 600 BCE.
- Rabbits are crepuscular, a word meaning that they are most active at dawn and dusk.



Famous Rabbits

There are many famous rabbits in Hollywood and beyond. Check out this list of famous Bunny Rabbits.



- The Easter Bunny
- Bugs Bunny (from Looney Tunes cartoons)
- The Energizer Bunny (from the Energizer Battery commercials)
- Peter Cottontail (*Tale of Peter Cottontail*)
- Rabbit (from *Winnie the Pooh*)
- Thumper (from Disney's *Bambi*)
- The White Rabbit (from Disney's *Alice in Wonderland*)
- Roger Rabbit (from *Who Framed Roger Rabbit*)
- Snowball (from *The Secret Life of Pets*)
- Judy Hopps (from *Zootopia*)
- Cadbury Bunny (from the Cadbury Easter Egg commercials)
- Lola Bunny (from *Space Jam*)
- Trix Rabbit (Trix Cereal)

SING-A-LONG

In *Knuffle Bunny*, Trixie's Knuffle Bunny plays a big role in the show, and is even the subject of a few songs. Now's your chance to sing your own bunny song! It is to the tune of the Hokey Pokey.

The Bunny Song

*You put your bunny ears in,
You put your bunny ears out,
You put your bunny ears in,
And you shake them all about.
You do the Bunny-Pokey,
And you hop yourself around—
That's what it's all about!*

*You put your bunny paws in;
You put your bunny paws out,
You put your bunny paws in,
And you shake them all about.
You do the Bunny-Pokey,
And you hop yourself around—
That's what it's all about!*

*You put your bunny nose in;
You put your bunny nose out,
You put your bunny nose in,
And you shake it all about.
You do the Bunny-Pokey,
And you hop yourself around—
That's what it's all about!*

You can keep going with more bunny attributes or stop there! You can also add movement, imitating the feature that's the focus of the verse. For example, for bunny ears, you can use your fingers to make bunny ears. Do the song a couple of times and really get into acting like a bunny.



Source: <https://www.pigeonpresents.com/get-busy/>

Play Time Pantomime

Pantomime is the art of expressing thoughts and emotions through movements. Try it by acting out the washing machine process. First, pantomime putting clothes into the washer. Then add detergent. Then close the door or lid. Then insert a coin into the slot. Next, “become” the laundry and go through the wash cycle, the rinse, and even the spin cycle. Then pretend to pull out the clothes and throw them in the dryer or hang them on the line. Finally, fold up the clean clothes and exclaim how nice they look, feel, and smell.

Make Your Own Knuffle Bunny

Supplies needed


- tempera paint (green, white, yellow, blue, and black)
- paintbrushes
- large sheet of white paper (be sure to use thick paper if you are planning on stuffing the paper doll)
- scissors
- paperclips
- yarn or string
- small hole punch

Directions

1. Mix green, white, and yellow paint to create a light green. Paint the body of the Knuffle Bunny.
2. Mix white and blue paint to create light blue. Use the light blue to paint circles on the arms for hands and inside of the ears.
3. Paint white circles for the eyes.
4. Use black paint to put dots inside the eyes and to paint a nose and mouth.
5. Let your Knuffle Bunny dry. If you ARE NOT going to stuff the bunny, use scissors to cut the bunny out. If you ARE going to stuff your Knuffle Bunny, Paperclip your painting to another piece of paper.

6. Ask an adult to help you cut out the Knuffle Bunny through both pieces of paper. Move the paperclips as needed.
7. After the bunny has been cut out, ask an adult to punch small holes along the edges of the bunny as shown.


8. Cut a very long piece of string and lace the two pieces of paper together and stuff them with paper or fiberfill as you go. Be sure to tie off one end right when you start.
9. Finish lacing and stuffing the bunny. Once the bunny is filled, tie off the second end of the yarn.
10. Enjoy your own Knuffle Bunny!

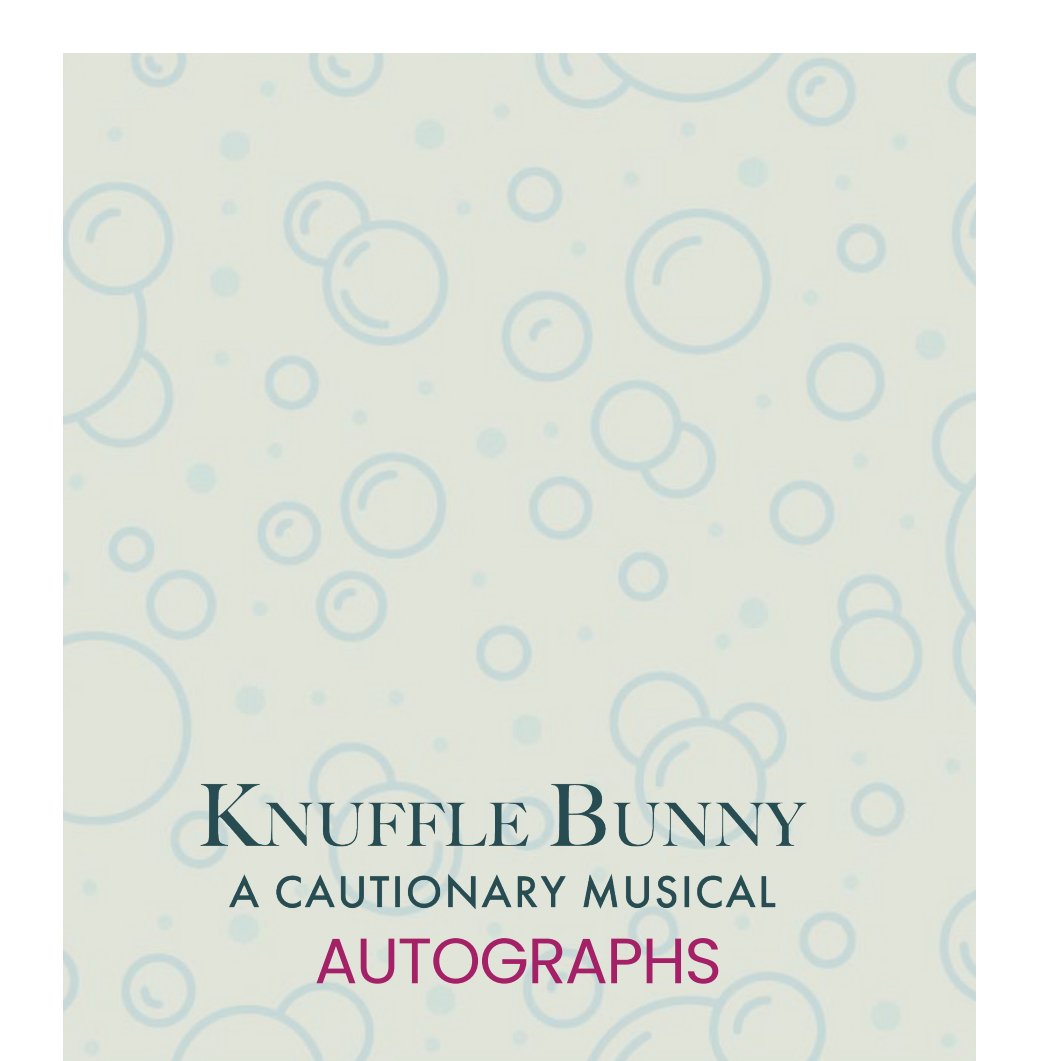


Source: <https://buggyandbuddy.com/knuffle-bunny-art-project-for-kids/>

Draw and Color

In *Knuffle Bunny*, Trixie's favorite stuffed animal is Knuffle Bunny. Trixie carries around her Knuffle Bunny everywhere she goes, and they do many fun activities together. Draw a picture of you and your favorite stuffed animal on an adventure of your own.





KNUFFLE BUNNY
A CAUTIONARY MUSICAL
AUTOGRAPHS